



Richards-Wilcox™
Garage Doors

THERMATITE™



T200-20 OVERHEAD SECTIONAL INSULATED STEEL DOORS


- Fabricated from pre-painted, hot dipped flush galvanized steel.



- Insulated with 2" of Neufoam™ polyurethane insulation. CFC and HCFC free.



- Sections feature Weatherlock™ thermal break and ship lap section joint.



20 Gauge Exterior Face Sheet for Heavy Duty Applications

- The choice for durability and thermal efficiency in challenging environments. With a heavy duty 20-gauge exterior sheet, It has all you'd expect or need for a wide range of applications.

PRODUCT SPECIFICATIONS

SECTION DETAILS

SECTION THICKNESS 2" (51mm)

THERMAL VALUE OF SECTIONS*
R 18.28 ft² hF/Btu

FACE SHEET PROFILE Flush

FACE SHEET THICKNESS
 20 Gauge (0.94 mm - 0.037")

MAXIMUM OPENING WIDTH** 38'-2" (11,633mm)

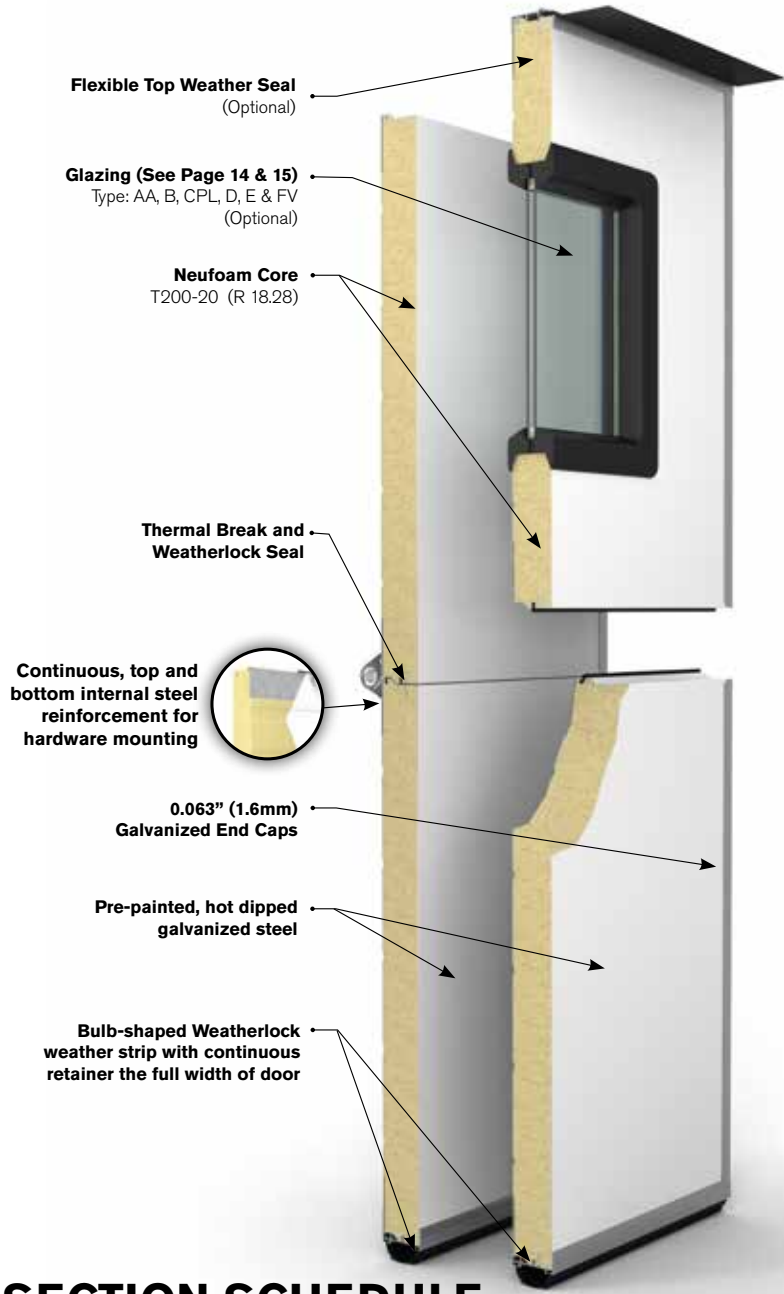
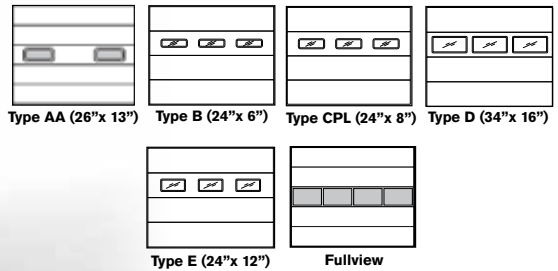
MAXIMUM OPENING HEIGHT 22' (6706mm)

FINISH Two coat, baked-on paint system on exterior side, primer and polyester finish coat.



White

GLAZING OPTIONS



Flexible Top Weather Seal
 (Optional)

Glazing (See Page 14 & 15)
 Type: AA, B, CPL, D, E & FV
 (Optional)

Neufoam Core
 T200-20 (R 18.28)

Thermal Break and Weatherlock Seal

Continuous, top and bottom internal steel reinforcement for hardware mounting

0.063" (1.6mm) Galvanized End Caps

Pre-painted, hot dipped galvanized steel

Bulb-shaped Weatherlock weather strip with continuous retainer the full width of door

SECTION SCHEDULE

DOOR OPENING HEIGHT	Sections High	DOOR OPENING WIDTH	Default Number of Windows
7'-1" to 8'-1" (2159mm to 2464mm)	4	8'-0" to 9'-2" (2438mm to 2794mm)	2
8'-2" to 10'-1" (2489mm to 3073mm)	5	9'-3" to 12'-2" (2819mm to 3708mm)	3
10'-2" to 12'-1" (3099mm to 3683mm)	6	12'-3" to 16'-2" (3734mm to 4928mm)	4
12'-2" to 14'-1" (3708mm to 4293mm)	7	16'-3" to 19'-2" (4953mm to 5842mm)	5
14'-2" to 16'-1" (4318mm to 4902mm)	8	19'-3" to 24'-2" (5867mm to 7366mm)	6
16'-2" to 18'-1" (4928mm to 5512mm)	9	24'-3" to 28'-2" (7391mm to 8585mm)	7
18'-2" to 20'-1" (5537mm to 6121mm)	10	28'-3" to 32'-2" (8611mm to 9804mm)	8
20'-2" to 22'-1" (6147mm to 6731mm)	11	32'-3" to 38'-2" (9830mm to 11,633mm)	9

WARRANTY

10 years against delamination of the panels
1 year on materials and workmanship

*Thermal Values Calculated. **For larger sizes, please consult factory.



Richards-Wilcox
 Garage Doors

1-800-667-1572
www.rwdoors.com



MADE IN CANADA