




# NOT JUST ANOTHER PRETTY FACE

We make beautiful doors. We also care that what's behind them will keep your door worry and maintenance-free for years to come. We have an established reputation for exceptional quality. Our hardware components are made to the highest industry standards. We believe in our doors and we back that up in writing with our LifeTimer™ warranty.




**END BEARINGS**  
Adjustable Heavy-Duty Flanged Bearings.  
Removable for ease of service.  
(Industry norm: a non removable bearings)



**TRUBALANCE DRUM**  
Patent Pending drum results in 87% improved balance on glazed top sections with insulated glass  
(Industry norm: result in significantly imbalanced doors shortening the life of Electric Door Openers and Unsafe in Manual mode)



**OPERATOR BRACKET**  
Pre-painted and full adjustable  
11 GA Steel.




**HEAD SHAFT ASSEMBLY**

- High-cycle oil tempered, stress relieved torsion spring
- Galvanized rust resistant shaft. (Industry norms typically non galvanized)
- Spring bearing with lockable centre mount, which eliminates lateral forces on single-spring doors. (Industry norm: free floating assembly resulting in negative lateral forces on end bearing)




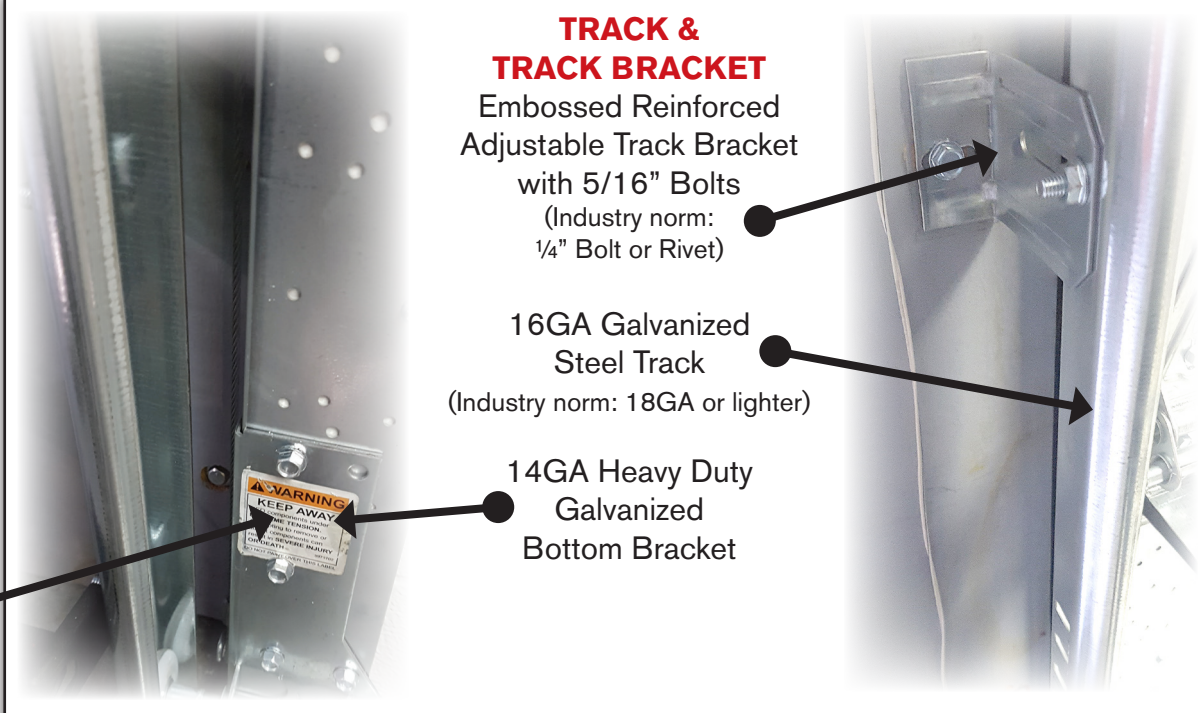
**CENTRE HINGE**  
Commercial-grade 14GA centre hinge.  
(Industry norm: 16GA or lighter)

Designed to be incorporated with a trussing system for added strength.



**ROLLER AND END HINGE**

- 10-ball bearing white nylon rollers on zinc plated stem  
(Industry Norm: Either Steel or Plastic)
- 13 GA industrial grade heavy duty embossed reinforced load bearing roller hinge  
(Industry Norm: 14GA or lighter)

**TRACK & TRACK BRACKET**  
Embossed Reinforced Adjustable Track Bracket with 5/16" Bolts  
(Industry norm: 1/4" Bolt or Rivet)

- 16GA Galvanized Steel Track  
(Industry norm: 18GA or lighter)
- 14GA Heavy Duty Galvanized Bottom Bracket