

BRIARCREST

by  **Richards-Wilcox**
Engineered For Life



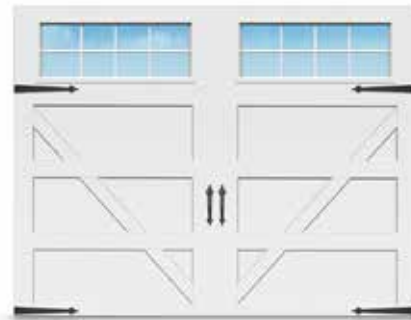
PANEL STYLES:



A-BUCK



X-BUCK



V-BUCK



Note: Panel styles are available without windows.

Decorative Hardware does not come standard.

COLOUR OPTIONS:



WHITE



ALMOND



SANDSTONE



DESERT TAN



BROWN



BRONZE



BLACK



SLATE GREY



CAFE

BRIARCREST (L200BC)



OVERVIEW:

- Large 24" top window section and recessed panel design with inlays provide a carriage house look.
- 8 panel styles to choose from.
- 9 standard colours to choose from.

R-VALUE	DOOR THICKNESS	SECTION HEIGHTS	MAX DOOR SIZE
18	2"	18" / 21" / 24"	18' X 12'

FEATURING



NEUFOAM™

Higher density polyurethane insulation in a computer controlled continuous process provides uniform insulation, superior adhesion and excellent strength to the door panels.



WEATHERLOCK™

WeatherLock™ Section Joint, Dual Fin Triple Contact Weather Seal and Arctic Grade Bulb Shaped Bottom Seal with a Dual Contact aluminum retainer.

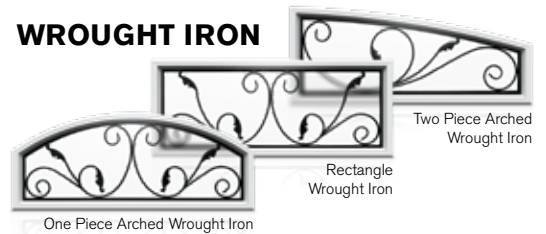


TRUBALANCE™

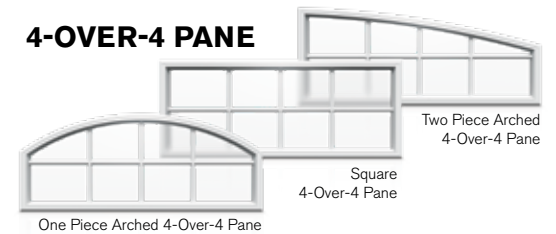
The patent pending TruBalance™ Drum System provides doors built with a heavy weighted glazed top section with up to an 87% better balance than industry standard.

WINDOW OPTIONS:

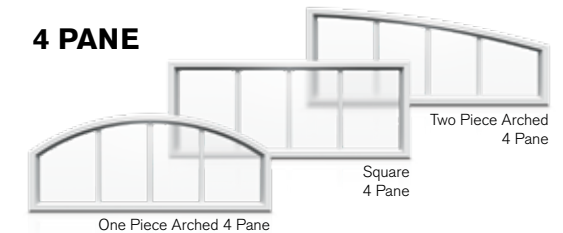
WROUGHT IRON



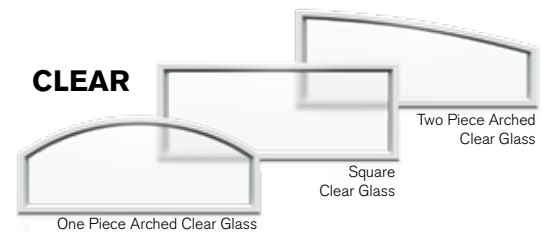
4-OVER-4 PANE




4 PANE



CLEAR



GLASS OPTIONS:



CLEAR



SATIN



OBSCURE
PINHEAD